

NEWSLETTER

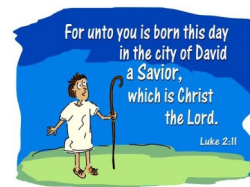
Australian Society of Miniature Art Tasmania Inc.

ABN 62 906 905 330 (Society not registered for GST)

Patron

*Her Excellency, Professor, the
Honourable Kate Warner, AM
Governor of Tasmania*

November December 2017



Dear Members,

The Festive Season is almost upon us again, bringing with it happy gatherings with family and friends, and the usual activity attached to preparations for a variety of celebrations. The Committee and I wish our Members and their families a Merry Christmas and a Safe and Happy 2018.

Participants in Society events have been busy in recent times. So, I guess, like myself, you are looking forward to enjoying more relaxed and quieter days to enable completion of paintings or perhaps to begin those long considered works you have been promising yourself for ages!

The Annual Bicheno Workshop proved unforgettable, so enjoyed by all participants. Our tutor, Madeleine Szymanski, was an absolute delight, her talent and her relaxed teaching skills evident in the quality of results displayed by participants on the last day. Thank you, Madeleine, we all took away with us valuable new skills.

The sincere thanks of all members must go to Ian and Glenda Addison for their kindness in collecting and accommodating Madeleine during the workshop. So much appreciated by us all.

The Royal Hobart Show, 2017

Congratulations to Joan Humble OAM, who was awarded first prize in the Miniature Section for her painting, *Still waiting: Cows by the Huon River* and to Dawn Ransley, who was awarded second prize for her painting, *Undersea Life*.



Joan Humble's first prize painting from the Royal Hobart Show

Artex 2017

A Rotary Club of Ulverstone West, Inc. initiative, now celebrating its 30th year, 11th-19th November. This exhibition is held annually to encourage Coastal artists. Some of our local miniaturists usually enter, which proved successful this year for Carlene Vickers. Her painting, *Deciduous Beech at Lake Lilla* was awarded first prize. Two piano key paintings by Joan Kelly, framed together and titled, *Superb Fairy Wrens*, was Highly Commended.

Wildlife Art Society of Australasia

Our esteemed Victorian member and former Bicheno tutor, Janet Matthews, recently received their major award, Wildlife Artist of the Year Award, 2017. We congratulate you, Janet, on this well-deserved distinction. It is also an encouragement to coloured pencil artists, generally.

Small Exhibition at the Burnie Library

As a small group of local Miniaturists gather weekly at the library to paint, the Manager, Sue, invited us to display some of our creations in glass cases at the library. So, Helen, Carlene, Glenda and Pat have 3 or 4 each on display (another method of advertising A.S.M.A., as we have signs attached). The Manager also suggested we display some of our calendars for sale, which we gratefully accepted - an opportunity not to be missed.

Archives

The photographic archive albums are progressing well. The two books at this stage under production, created a great deal of interest at Bicheno, as they depict the history and events of the members of the Society since 2008. Photos, newspaper cuttings, etc. would be most welcome - contact a Committee member.

Vale

Sadly, recently another of our members from past years passed away. Anne Braggaton would be remembered by North West Coast members. Anne had been in ill health and resided at Umina Park for many years.

Calendars

Thank you, Carlene Vickers, our Calendar coordinator, for organising the printing, packaging and delivery of the 2018 calendars. Sincere thank you to members who provided images and those who so kindly purchased calendars. 120 were printed, most have sold with only 4 remaining. If you would like to purchase, contact Pat a.s.a.p.

Greeting Cards

Fifty cards were produced using the calendar images, meeting with a great deal of approval when displayed, with many being sold at Bicheno. They are very professional, of good quality and able to be used on any occasion throughout the year. Again, they are wonderful advertising for the skills of the artist whose information appears on the back. Each card and envelope sells for \$3.50. These cards will be displayed for sale at painting days and other events, or can be privately purchased by contacting Pat.

If members wish to have cards produced using another painting, this service is available - paintings must be 6x9cm, or close to this size.

Reminders

Web Site - Don't forget that John would appreciate more information from individual members to add to the Website - a short summary of your "art journey" and 2 or 3 images of your work would be very welcome.

Profile Book - Numerous members have not yet provided their updated information plus a photo and several images of their work to Chris. Contact Chris for further information.

Membership Fees

Thank you to those who have renewed their membership. Outstanding forms with payment need to be returned by the end of December or Newsletter "post out" will cease.

For Your Diary

Painting Day - February 17th, 2018

To encourage members to begin 2018 actively painting, we will meet at Greg and Gill's Place at Evandale 10:00-3:00. Bring whatever you are working on at the time, as we learn so much from discussions with each other. Please encourage others to join with us. These days are always so enjoyable. B.Y.O. Lunch. Tea/coffee/nibbles supplied. Cost \$10.00

Happy Painting! Pat

Figures in the Landscape workshop by Madeleine Szymanski

Bicheno, 4th and 5th November, 2017

ASMA (Tas) has again provided its members with an extremely worthwhile Bicheno workshop. The tutor, Madeleine Szymanski from NSW, wins medals in our Annual Awards Exhibitions most years for her delicate watercolours and collagraphs. Saturday started off with copying a line portrait drawing upside down. Duplicating the images proved interesting, but everybody came up with a good reproduction. This showed us that portraits are not impossible; we just need to be aware of shapes, rather than getting hung up on details. Following this, we had a demonstration of how Madeleine goes about developing one of her watercolours. She emphasised the importance of doing small tonal sketches before commencing a piece, to ensure the concept will work. She then showed us a print of an old photograph of a mother and baby, from which she drew a sketch of the two from about waist height up, with a rosebush backdrop. This was transferred to a large piece of watercolour paper. We were shown how to lay in a water wash and then drop in background elements in a loose manner, letting edges blend together so as not to draw the eye from the portrait. After this, the mother and daughter were painted in, with consideration given to lost and found edges. Two other important issues were stressed as well - positive and negative space and the inclusion of reflected colours.

Madeleine was unable to demonstrate her collagraph techniques, but provided us with some useful details of how it is done. She makes plates in reverse and inks them in readiness to make a print. An acrylic binder medium is used to seal the plate and attach a variety of materials, including things like silk organza, scrunched up rice paper, fine threads and dry leaves. Madeleine also handed out some notes, entitled "Madeleine's Memos (for the days when it all seems too hard)", two of which I will include here:

Put yourself in front of the paper and you're halfway there. Don't listen to the old Left-brain trying to distract you. (You've got to be suspicious when doing the ironing is presented as an attractive alternative).

Always carry a little sketchbook around with you. (You can also try drawing in it.) A fine felt-tip pen doesn't get as smudgy as pencil. Usually people don't take any notice - or possibly they might think you are a private detective with an interesting life.

Participants produced some wonderful results - a reflection of the standard of the tutor, who we thank for her efforts.

Plan to attend the workshop next year, which will be on scratchboard!

Ruth Bosveld

A LITTLE CHRISTMAS PARAPHRASING

I just want to shout,
I just want to cry,
I'm starting to pout,
I'm telling you why,
Christmas Time is getting me down.

I've made a long list,
I've checked it all twice,
Don't care who I've missed,
Just look at the price!
Christmas Time is getting me down.

It's stopping me from sleeping,
It's keeping me awake,
Don't care if I've been bad or good,
And I don't want Christmas cake!

So I'm just gonna shout,
And I'm gonna cry,
And I'm gonna pout,
I'm telling you why,
Christmas time is getting me down.

I'm over all the shopping,
I have no Christmas cheer,
It only seems like six short months
Since Christmas last was here.

The town has gone mad,
Decorations and such,
And all of that tinsel
Is too jolly much,
Christmas time is getting me down.

I'm making a plan,
I'm acting all sly,
Don't know if I can,
But I'm gonna try
To run old Santa right out of town.

He can take his reindeer,
He can take his big red sleigh,
And I will overflow with cheer
If he'll just go away!

But come Boxing Day
I'll be full of cheer,
'Cos Christmas is gone,
At least for a year,
And Santa Claus has finally left town!!

*Paraphrased by Mrs. Scrooge
For Bah Humbug Inc.
With apologies to J. Fred Coots*

Photographs from the Bicheno workshop



Madeleine showed us how she paints figures, many examples of which were in a landscape setting



Beautiful Bicheno from the Whalers Lookout



A printing plate and collagraph, demonstrating how the image is reversed in the final product

A gorgeous large painting



Two reference images combined to produce different styles of miniature



One of Madeleine's watercolour miniatures that required little change to the reference photo to make it work

Demonstration



Old photographs make good references




Madeleine demonstrating her techniques



The finished portrait



Judith's calendar entry shows she is already proficient at figures



Sandra used coloured pencils



Glenda and Dawn - with Glenda's work (above)

New attendee, Greatje, showed enthusiasm and skill



Joan, Helen, Sandra, Madeleine and Claire

Madeleine and Rosemary





Jen concentrating



Chris and her work

James worked from an old photograph



Show and tell

Images by Claire Gill, Joan Humble and Ruth Bosveld